


OCEANA COUNTY 4-H MARKET LIVESTOCK  
EDUCATIONAL NOTEBOOK/RECORD



LITTLE BUDDY HOG PROJECT- 2025

AGES 5 – 7 YEARS

As a member of the 4-H Market Livestock Little Buddy Hog Project, you are required to submit your records as part of an educational notebook project in order to show your animal at the Oceana County Fair. This notebook must be shown to the Oceana County 4-H Market Livestock Committee's Weighmaster at the time of weigh-in and then entered by you in the Educational Notebook Division of the Oceana County Fair on Entry day.

AGE \_\_\_\_\_

**Remember:** The age you enter depends on how old you are on or will be on January 1, 2025.

NUMBER OF YEARS IN PROJECT \_\_\_\_\_

Use this sheet as the first page of your project record book. Fill it out completely.

**Please print or type neatly.**

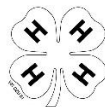
NAME \_\_\_\_\_

4-H CLUB \_\_\_\_\_

BREED \_\_\_\_\_

SWINE'S NAME \_\_\_\_\_

NAME OF BIG BUDDY \_\_\_\_\_



## JUDGE'S SCORE/COMMENT SHEET

**(PLEASE DO NOT REMOVE, PLACE THIS SHEET IN SHEET PROTECTOR OR GLUE TO COVER). This sheet must be kept free for the judge to write their comments.**

This sheet should help each 4-H'er understand their ribbon placing.

### A. **Specific educational value or worth**

All questions were answered completely

All calculations were correct

Calculations were incorrect

Questions were not answered (missed questions)

### B. **Notebook contains all project records**

Notebook contained all project records and were fully completed

Notebook contained additional project related information (research materials etc.)

Project records were incomplete

There was no additional project related information

### C. **Accuracy, neatness and general appearance**

Notebook was neat in appearance (typed/hand printed)

Notebook pages were clean and stain free

Notebook pages were in order and complete

Notebook was difficult to read and messy

Notebook had wrinkled and stained pages

Other Comments: \_\_\_\_\_

\_\_\_\_\_  
\_\_\_\_\_

# LITTLE BUDDY HOG NOTEBOOK

## TABLE OF CONTENTS

*Please keep your notebook in Table of Contents order.*

- 1) GENERAL GUIDELINE INFORMATION
- 2) ABOUT YOUR PIG
- 3) JOURNAL OF CARE
- 4) PROJECT INFORMATION & PARTS OF A PIG
- 5) YOUR PROJECT
  - a) My 4-H Project
  - b) 4-H Knowledge
- 6) PICTURES OF YOUR PROJECT (1 page)

### APPENDIXES (OPTIONAL):

- A. PICTURES OF YOUR PROJECT (additional pictures)
- B. FEED INFORMATION (example: feed labels etc.)
- C. ADDITIONAL INFORMATION ABOUT YOUR PROJECT
  - \* ***Include notes as to why you researched this information and found it Valuable, link it to your project if possible.***
  - a. Information you found in reference materials
  - b. Worksheets you did with your club
  - c. Information you located off the internet
  - d. Information from your feed store representative
  - e. Any other information

This record book is part of your 4-H Market Hog Project. By keeping records up-to-date you will be able to see how much progress you make as you set goals and work to accomplish them. Write neatly and clearly. Feel free to add extra pages.

### ***FAIR ENTRY RULES***

If you are between the ages of 5 and 7 years old and elect to participate with your 4-H number at the Oceana County Fair you will be awarded a participation ribbon for your efforts.

In order to compete for an “A”, “B” or “C” you will have to enter you record book in the “Open Educational Notebook Class” with a Y “youth” number provided by the Oceana Agricultural Society.

If you have questions, please contact your leader or the MSU Extension Office as fair approaches.

### ***PROJECT PICTURES***

Pictures are a required part of this notebook. Taking pictures of your project animal throughout the project will indicate how your animal has grown and developed. Add pictures to your notebook on a separate piece of paper.

### ***SCORING CRITERIA***

The following breakdown will be used during the judging process of all market livestock notebooks.

A. Specific educational value or worth	30%
B. Creative way of showing what has been learned	10%
C. Notebook contains all project records	50%
D. Accuracy, neatness and general appearance	10%

The Oceana County 4-H Market Livestock Committee encourages 4-H leader and parent assistance with your project and project notebook. If you should have any questions, please contact the MSU Extension Office.

I, \_\_\_\_\_ assisted \_\_\_\_\_ in  
 Parent/Leader/Adult Name 4-Her's Name

understanding the questions and writing the answers. All answers are those of the 4-Her.

---

Signature of person helping with notebook  
***If*** written help was needed

**ABOUT YOUR BIG BUDDY'S PIG**

The Pig's Name is: \_\_\_\_\_

The Pig's breed is: \_\_\_\_\_

What color is the Pig? \_\_\_\_\_

The Pig's favorite things to do is: \_\_\_\_\_


\_\_\_\_\_

**My Pigs is a** (circle one):

**Barrow** (boy pig)

**Gilt** (girl pig)

**COLOR THIS PIG TO LOOK LIKE YOURS**



**ANIMAL CARE AND MANAGEMENT- JOURNAL OF CARE**

Your project requires regular care and management. It is assumed that you helped walk & feed your animal but what additional things have you done?

Include the following:

- ✓ Feeding and watering practices
- ✓ Grooming (clipping, toenail trimming, washing, etc.)
- ✓ Health practices and medicines (vaccinations, etc.)
- ✓ General Management (cleaning living area, feed pans, etc.)

<b>Daily- Things done once or twice a day</b>
<b>Weekly- Things done once or twice a week</b>
<b>Monthly- Things done once a month</b>
<b>Yearly- Things done one time or occasionally throughout the year</b>

*My little buddy helped me with the care and training of our project animal.*

Signature of Big Buddy: \_\_\_\_\_ Date: \_\_\_\_\_

### PROJECT INFORMATION

The start of the project will be the date the 4-Her placed the animal on feed, not any later than June 1st of the current year. The end of the project will be weigh-in day at the Fair.


Project Start Date \_\_\_\_\_ Project End Date \_\_\_\_\_ Pig Date of Birth \_\_\_\_\_  
 Fair Haul In Day

Please complete the following chart about your project. Have your Big Buddy help you.

4-HTag Number	USDA Tag Number	Breed	Gender of pig	Price or Value	Estimated Starting Weight	Ending/ Final Weight ( <b>FW</b> )	Total Pounds Gained

**Note: Total pounds gained = ending weight – starting weight**

Parts of a pig



**Color the parts of the pig:**

**BACK- PURPLE**

**HOCK- PURPLE**

**RUMP- GREEN**

**BELLY-YELLOW**

**LOIN- BLUE**

**SHOULDER- ORANGE**

**FACE- GREEN**

**NECK-BLACK**

**SNOUT- RED**

**HAM- PINK**

**RIBS- BROWN**

**TAIL- YELLOW**

**YOUR PROJECT**

**Please answer the following questions to be the best of your ability.**

1. What did you have the most fun doing with your project?

---

---

---

---

2. What was the hardest part of your project?

---

---

---

---

3. Will you do a swine project again? Why or why not?

---

---

---

---



### 4-H KNOWLEDGE



**The 4-H Pledge-** Draw a line to the picture that fills in the blank (see the example)

*I pledge...*

My \_\_\_\_\_ to clearer thinking,

My \_\_\_\_\_ to greater loyalty,

My \_\_\_\_\_ to larger service, and









My \_\_\_\_\_ to better living,

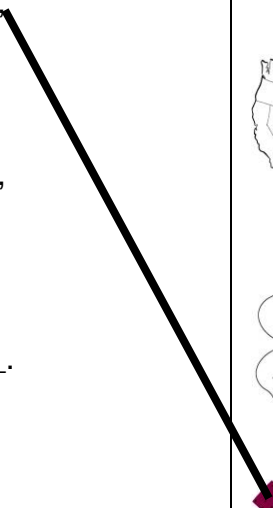
for my \_\_\_\_\_,

my \_\_\_\_\_

my \_\_\_\_\_,

and my \_\_\_\_\_.

	HANDS
	HEALTH
	HEAD
	HEART
	WORLD
	COUNTRY
	CLUB
	COMMUNITY



## **YOUR PROJECT PICTURES**

Please use this page for your project pictures and to tell anything special, that you might want the judge to know, about you and your project animal. The judges like it if you caption your pictures so they know what they are viewing.

CLUB POINTS

**MARKET LIVESTOCK ATTENDANCE RECORD- ALL AGES MUST COMPLETE**

<b>MEETING NAME</b>	<b>LOCATION</b>	<b>DATE</b>	<b>POINTS</b>	<b>SIGNATURE OF LEADER, SUPERINTENDENT OR MSU STAFF</b>

Please note: This form must be included with your record notebook and turned into the weigh master on entry day of the Fair. You need to accumulate **six (6) Club points** to be considered as completing your project. Non-club points are not required for Ages 5-7 in this project. If you would like to include those in your book please get a non-club point sheet from MSU Extension and include in the back of your notebook.